



Graceland
UNIVERSITY | 1895

Fall 2023 Fact Book

www.graceland.edu/factbook

Table of Contents

About Graceland	3
Accreditation and Approval	4
Enrollment	5
Demographics	8
Retention	13
Graduation Rates	14
Faculty	16
Outcomes	17
Engagement and Participation	18
Housing Information	21
Institutional Advancement	22
Tuition and Financial Aid Information	23
Seminary Continuing Education Units	24
Glossary.....	25
Contact Information.....	28

About Graceland University

Graceland was founded in 1895 with a commitment to creating learning communities that prepare students for meaningful and productive lives. Graceland's main residential campus is located on 170 acres of rolling hills in Lamoni, Iowa. For over 50 years, Graceland has also had a presence in Independence, Mo., which is home to the School of Nursing and is a location for the School of Education teacher education program. The Independence campus also administers and recruits for all of Graceland's online programs, which range from undergraduate to doctoral level.

Central to the University's mission is creating an environment of radical belonging, where all are welcome, valued, and empowered to learn and grow. Radical belonging enables Graceland students to gain the self-confidence and strength to be the bold leaders and changemakers the world needs. For over 60 years, the university's unique approach to residence life – the Graceland House System – is built upon the belief that students will become their best selves when they find belonging and inclusion in a strong support system.

In the Fall of 2022, Graceland launched one of its most ambitious and innovative programs yet – a second major in *Transformational Leadership* for all 4-year undergraduates. Transformational Leadership reimagines the liberal arts and combines general education, strategic skills, and leadership training to provide students with highly in-demand, durable skills employers are seeking like collaboration, critical thinking, and communication.


Quick Facts:

- Mascot: Yellowjackets "Sting"
- Colors: Blue and Gold
- Academic Programs: 25 undergraduate, 8 pre-professional, 7 graduate, and 7 certificates
- Alumni Magazine: [Horizons](#)
- Newspaper: [The Tower](#)
- Yearbook: [Acacia](#)
- Radio Station: KBUZ ([listen here](#))
- Athletics Governing Body: National Association of Intercollegiate Athletics (NAIA)
- Athletic Conferences:
 - Heart of America Athletic Conference (Heart)
 - National Intercollegiate Rodeo Association (NIRA)
 - KCAC Sports (Kansas Collegiate Athletic Conference) Women's Flag Football - Spring of 2024

Learn more at www.graceland.edu

Accreditation and Approval


Graceland University

	<p>Graceland has been accredited by the Higher Learning Commission (HLC), https://www.hlcommission.org/, since 1920. Graceland’s accreditation was most recently reaffirmed in 2017, and the next reaffirmation is scheduled for 2027.</p> <p>To obtain an official copy of Graceland University's HLC accreditation details, go to http://hlcommission.org/component/directory/?Action=ShowBasic&Itemid=&instid=1233&lang=en.</p>
-----------------------------------------------------------------------------------	-----------------------------------------------------------------------------------------------------------------------------------------------------------------------------------------------------------------------------------------------------------------------------------------------------------------------------------------------------------------------------------------------------------------------------------------------------------------------------------------------------------------------------------------------------------------------------------------------------------------------


Graceland's Online Programs

	<p>Graceland’s online programs have been approved by the State of Iowa to participate in the National Council for State Authorization Reciprocity Agreements (NC-SARA), http://nc-sara.org/.</p> <p>NC-SARA is a voluntary, regional approach to state oversight of postsecondary distance education, and Graceland has been a member since February 2016. Membership requires annual renewal, which takes place each February.</p>
-----------------------------------------------------------------------------------	-------------------------------------------------------------------------------------------------------------------------------------------------------------------------------------------------------------------------------------------------------------------------------------------------------------------------------------------------------------------------------------------------------------------------------------------------------------------------------------

Graceland's Education Programs

	<p>Graceland’s teacher undergraduate education program is approved by the Iowa Department of Education (IDOE), https://educateiowa.gov/.</p> <p>IDOE approval was most recently renewed November 16, 2016. Graceland participated in an on-site renewal evaluation visit in September 2023 and IDOE is preparing their response.</p>
------------------------------------------------------------------------------------	------------------------------------------------------------------------------------------------------------------------------------------------------------------------------------------------------------------------------------------------------------------------------------------------------------------------------------------------------------------------------------

Graceland's Nursing Programs

	<p>The baccalaureate degree in nursing, master’s degree in nursing and Doctor of Nursing Practice are accredited by the Commission on Collegiate Nursing Education (CCNE), 655 K Street, NW, Suite 750, Washington, DC 20036, 202.463.6930.</p>
<p>Iowa Board of Nursing</p>	<p>The <i>master’s and doctoral degrees</i> in nursing have full approval status with the Iowa State Board of Nursing, https://nursing.iowa.gov/program/graceland-university-msn and https://nursing.iowa.gov/program/graceland-university-doctorate.</p>
<p>Missouri Board of Nursing</p>	<p>The <i>baccalaureate degree</i> in nursing has full approval status with the Iowa Board of Nursing and the Missouri State Board of Nursing, https://nursing.iowa.gov/program/graceland-university-bsn and https://pr.mo.gov/nursing-schools-of-nursing.asp.</p>

School of Nursing Accreditation and State Approval Dates

Approval Body	Degree	Since	Renewed	Expiration Date	Last on-site evaluation	Next on-site evaluation
Commission on Collegiate Nursing Education (CCNE)	Baccalaureate	September 25, 1999	March 18, 2019	December 31, 2029	March 18, 2019	Spring 2029
	Masters	September 25, 1999	March 10, 2014	December 31, 2024	March 2014	Spring 2024
	Doctorate	May 22, 2013	October 2, 2017	June 30, 2028	October 2, 2017	Fall 2027
Iowa Board of Nursing	Baccalaureate	1990	January 9, 2019	January 9, 2025	April 2019	April 2024
	Masters	1990	January 9, 2019	January 9, 2025	April 2018	April 2024
	Doctorate	1990	January 9, 2019	January 9, 2025	April 2018	April 2024
Missouri Board of Nursing	Baccalaureate	1971	2019	2025	October 6, 2020	2025

Enrollment: Head Count

The information below breaks down the Fall 2023 number of undergraduate and graduate students for the university. This includes students who are new to Graceland, students who had previous Graceland credit returning from a break in enrollment, and those who are continuing from the previous year. Enrollment for the Lamoni campus excludes Accelerated College Education (ACE). The non-academic credit bearing Continuing Education Units (CEUs) offered through the Community of Christ Seminary are also excluded.

Undergraduate

Program	Full-Time					Part-Time					Grand Total
	First-Time, First-Year	New Transfer	Previous Year	Continuing	Full-Time Total	First-Time, First-Year	New Transfer	Previous Year	Continuing	Part-Time Total	
Lamoni	240	95	6	411	752	0	0	5	10	15	767
Online Nursing	0	0	0	0	0	0	4	1	2	7	7
Online Business	0	1	0	1	2	0	1	1	6	8	10
Independence Education	0	4	0	7	11	0	2	0	0	2	13
Trenton Education	0	2	0	5	7	0	4	0	0	4	11
Independence Nursing	0	0	26	71	97	0	0	2	0	2	99
Nursing RN-MSN Combined	0	0	0	0	0	0	1	0	1	2	2
Grand Total	240	102	32	495	869	0	12	9	19	40	909

Graduate

Program	Full-Time				Part-Time				Grand Total
	New	Previous Year	Continuing	Full-Time Total	New	Previous Year	Continuing	Part-Time Total	
Master of Science in Nursing Combined (RN-MSN)	0	0	7	7	0	1	8	9	16
Master of Science in Nursing	4	15	60	79	20	15	100	135	214
Doctor of Nursing Practice	0	1	5	6	0	0	8	8	14
Master of Arts in Religion	13	4	7	24	0	3	9	12	36
Master of Science in Nutrition and Human Performance	5	1	5	11	0	0	0	0	11
Master of Science in Data Science	0	1	1	2	0	0	1	1	3
Grand Total	22	22	85	129	20	19	126	165	294

Full-Time				Part-Time				Grand Total		
Total University Head Count				998					205	1,203

Source: Registrar Fall Enrollment Reports

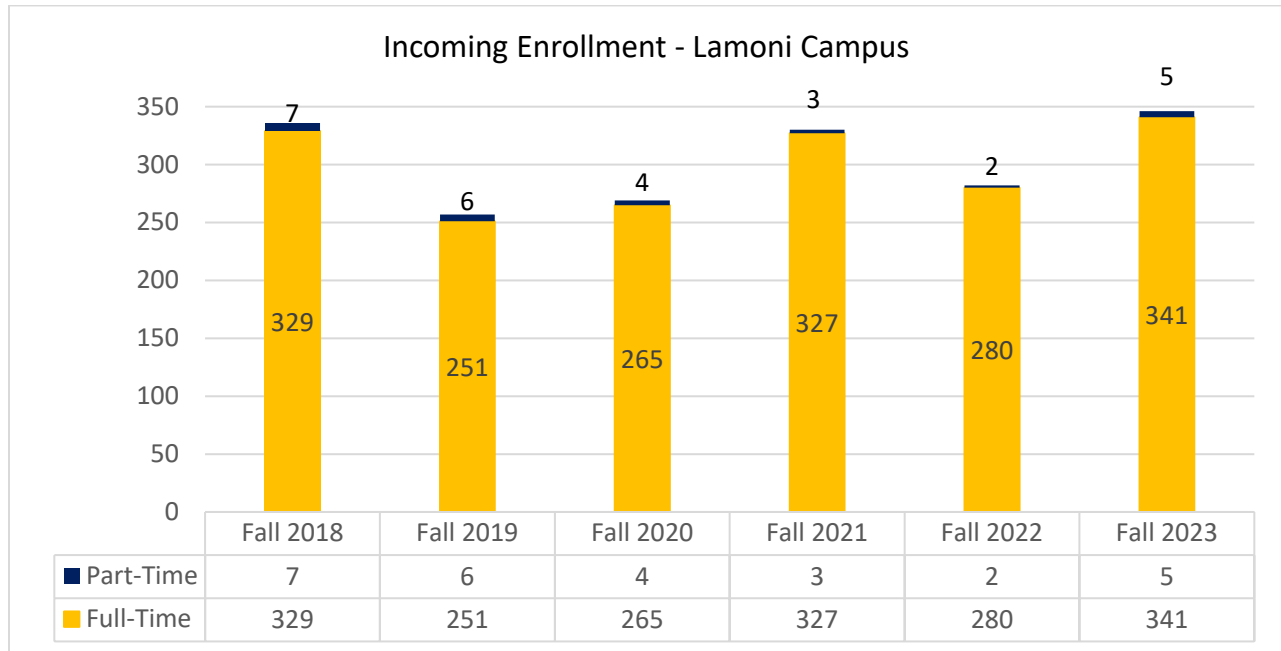
Enrollment: Full-Time Equivalent

These charts show the university's total enrollment by Full-Time Equivalent (FTE), including ACE. Calculating FTE includes the full-time equivalent of the part-time students. This calculation is required for many state and federal reporting purposes. The Continuing Education Units (CEUs) offered through the Community of Christ Seminary are excluded.

Undergraduate Fall Full-Time Equivalent Enrollment						
	2018	2019	2020	2021	2022	2023
Lamoni	873.00	762.75	740.17	746.83	713.75	756.92
ACE	14.00	17.00	11.92	10.58	7.33	0.58
Total Lamoni & ACE	887.00	779.75	752.09	757.41	721.08	757.50
Center for Graduate and Continuing Studies (CGCS) & Additional Locations						
	2018	2019	2020	2021	2022	2023
Online Nursing	53.33	30.50	20.58	13.75	8.42	5.17
Online Business	13.25	10.75	13.50	13.25	7.75	6.00
Independence Education	51.00	42.83	34.08	46.00	29.00	12.50
Trenton Education	Program Restarted in Fall 2022				6.50	9.58
Independence Nursing	89.00	91.50	88.50	102.50	97.00	97.83
Liberal Studies/Interdisciplinary Studies	0.50	0.50	0.00	0.00	0.75	0.00
Total Undergraduate CGCS & Additional Locations	207.08	176.08	156.66	175.5	149.42	131.08
Total Undergraduate	1,094.08	955.83	908.75	932.91	870.50	888.58
FTE for all undergraduate program is determined using 12 S.H. as full-time.						
Graduate Fall Full-Time Equivalent Enrollment						
	2018	2019	2020	2021	2022	2023
Doctor of Nursing Practice	15.20	12.80	11.40	8.80	14.60	9.40
Master of Science in Nursing	589.60	537.20	422.00	356.80	234.80	194.20
Master of Education	91.60	24.00	12.00	Discontinued		
Master of Arts in Religion (Seminary)	18.80	22.60	24.60	30.20	24.80	32.60
Master of Science in Data Science & Analytics	Program started in Spring 2021			4.80	9.20	2.60
Master of Science in Nutrition & Human Performance	Program started in Fall 2021			6.00	12.00	11.00
Total Graduate	715.20	596.60	470.00	406.60	295.40	249.80
FTE for graduate programs is determined using 5 S.H. as full-time.						
Total University FTE	1,809.28	1,552.43	1,378.75	1,339.52	1,165.90	1,138.38
Source: Registrar Fall Enrollment Reports						

Incoming Lamoni Undergraduate Class Trends

The information below reflects enrollment and admission criteria trends of the Lamoni campus incoming undergraduate class for the past six fall semesters. The totals include both full-time and part-time students for the Lamoni campus only who are new from high school, new transfer students, or who have returned from a previous year. The ACE students are excluded.



Average Admissions Criteria Trends				
Year	ACT	SAT	GPA	Class Rank
2018-19	21	1029	3.28	58
2019-20	21	1017	3.36	51
2020-21	21	1009	3.04	43
2021-22	21*	1007*	3.27	44
2022-23	19*	963*	3.26	39
2023-24	20*	977*	3.11	30

*As of November 2020, ACT & SAT test scores are optional for undergraduate Admissions.

University Student Diversity

This chart reflects all full- and part-time students enrolled at the University as of the Fall 2023 census date. The categories and definitions are those required by IPEDS (Integrated Postsecondary Education Data System). The ethnicity and gender codes are self-reported by the student during the application process or updated during their enrollment. Non-Resident is based on student visa status.

University Ethnicity

	Lamoni	Undergraduate Independence	Undergraduate Trenton	Undergraduate Online	Graduate Online	Fall 2023 Total
Non-Resident	112	4	0	1	10	127
Hispanic	110	8	1	1	15	135
American Indian or Alaska Native	3	0	0	1	1	5
Asian	6	1	0	0	13	20
Black/African American	146	20	0	0	16	182
Two or more races	42	5	0	0	4	51
Native Hawaiian or Pacific Islander	11	0	0	1	0	12
Unknown	21	10	0	2	26	59
White	315	64	10	13	209	611
Total	766	112	11	19	294	1,202

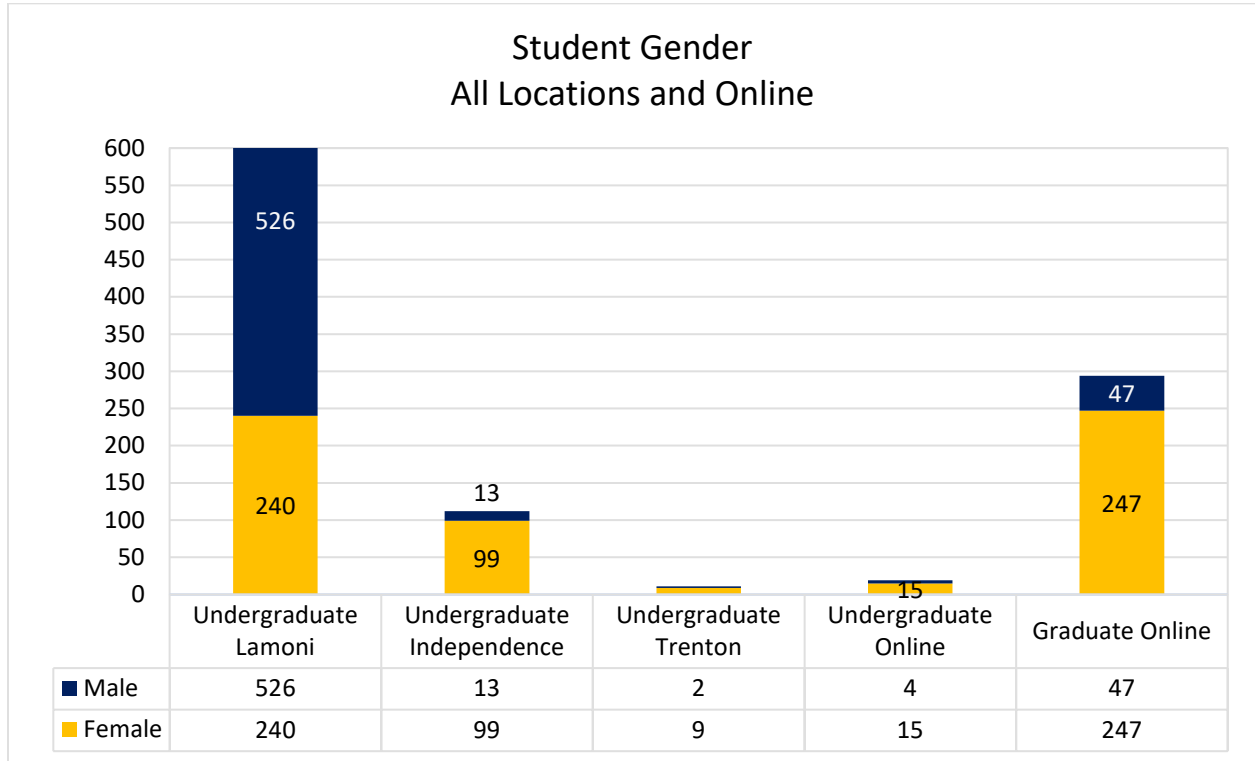
ACE/Dual Enrollment removed; less than five enrollments. Study Abroad students excluded.

Diversity Trends – Lamoni Campus

Year	Race/Ethnic Diversity*	White	Non-Resident	Unknown	Total Students
2018-19	357 (37%)	527 (55%)	55 (6%)	18 (2%)	957
2019-20	238 (31%)	464 (60%)	55 (7%)	17 (2%)	774
2020-21	255 (34%)	434 (58%)	42 (6%)	15 (2%)	746
2021-22	282 (38%)	386 (51%)	74 (10%)	8 (1%)	750
2022-23	267 (37%)	338 (47%)	89 (12%)	25 (3%)	719
2023-24	318 (42%)	315 (41%)	112 (15%)	21 (3%)	766

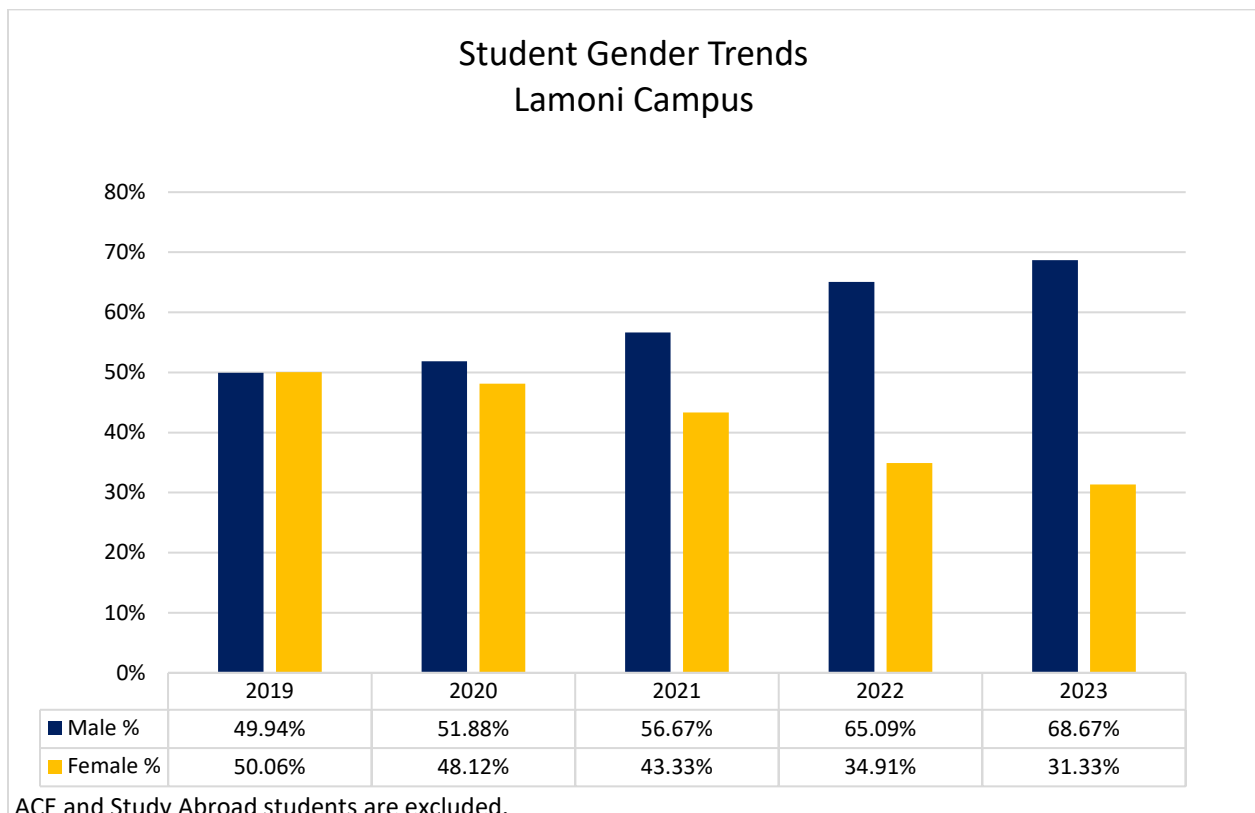
*Students who self-identify as American Indian/Alaska Native, Asian, Black/African American, Hispanic, Native Hawaiian/Pacific Islander, or two or more races. Includes full- and part-time.
ACE and Study Abroad students are excluded.

University Gender



ACE/Dual Enrollment removed; less than five enrollments.

Study Abroad students are excluded.

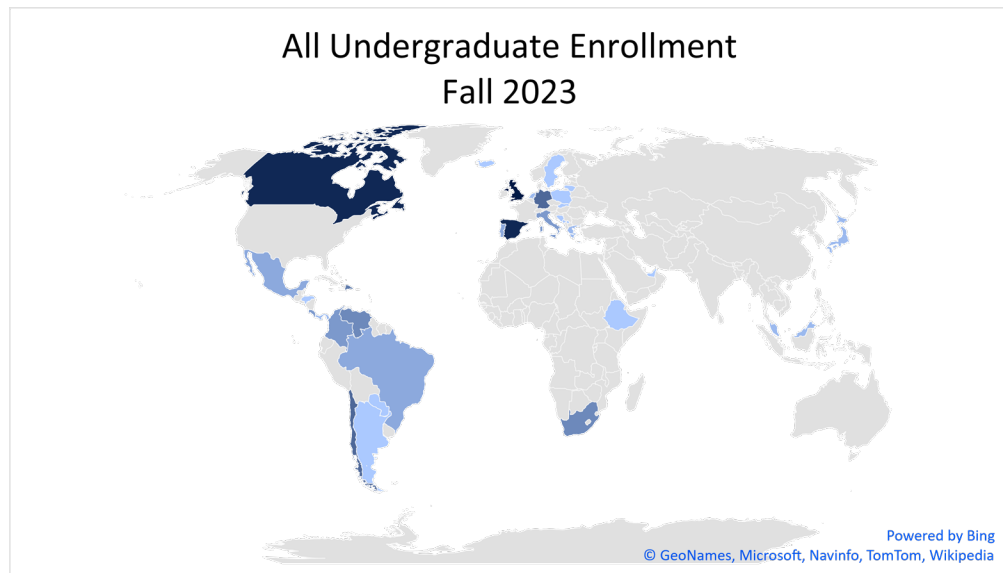
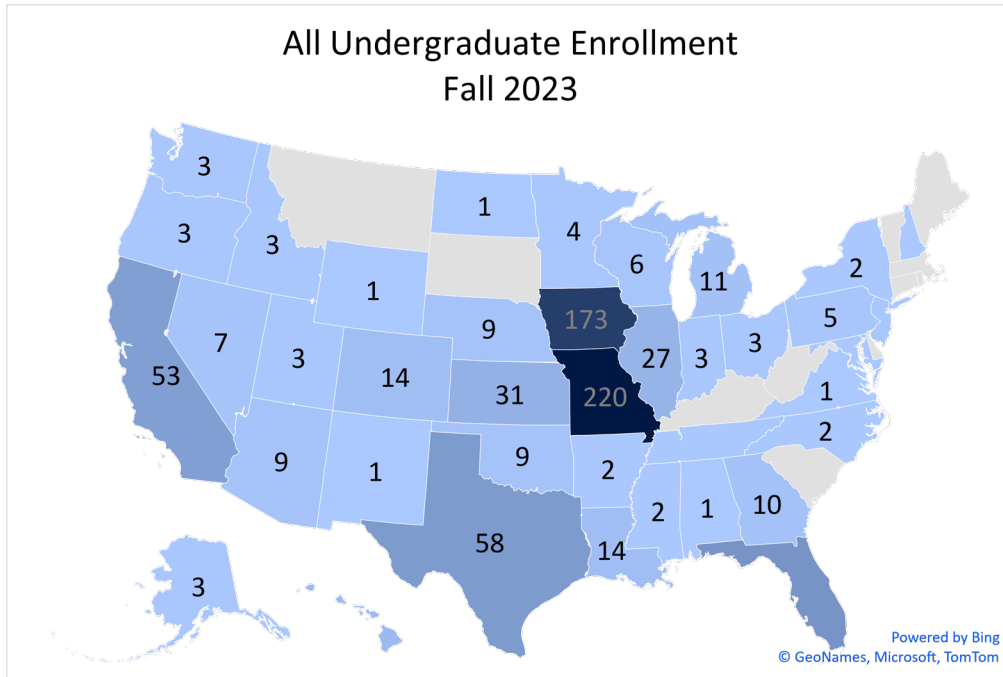


ACE and Study Abroad students are excluded.

Geographic Distribution

Graceland's student population gathers from 43 states, the U.S. unincorporated territory of Puerto Rico, and 41 countries (includes online students).

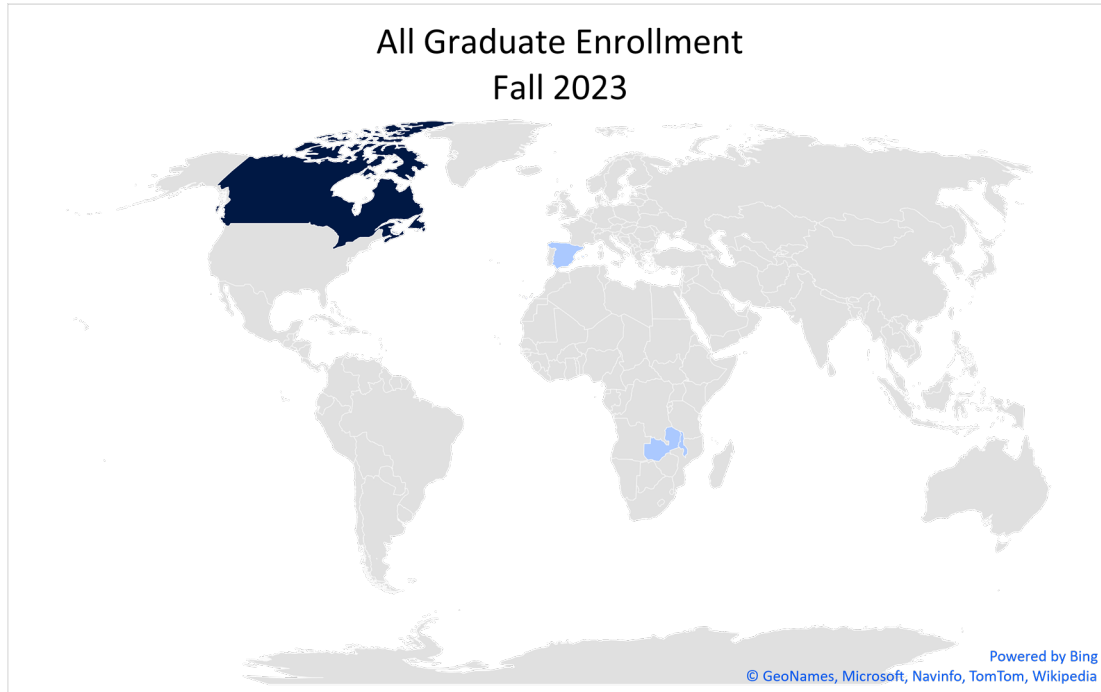
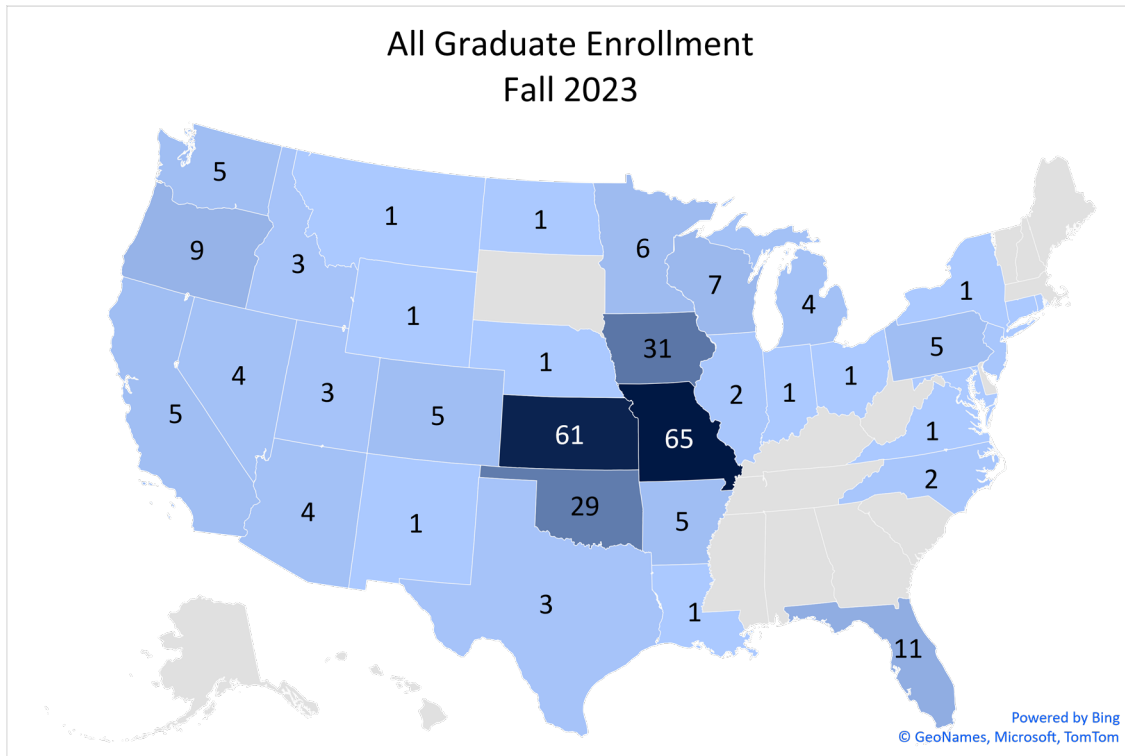
Undergraduate Students - All full- and part-time undergraduate students are from 39 states, the U.S. unincorporated territory of Puerto Rico, and 38 countries (includes online students).



All undergraduate student countries represented:

Antigua & Barbuda, Argentina, Bahamas, Bosnia & Herzegovina, Brazil, Canada, Chile, Colombia, Costa Rica, Dominican Republic, England, Ethiopia, Germany, Greece, Honduras, Iceland, Italy, Japan, Kosovo, Lithuania, Malaysia, Mexico, Montenegro, Netherlands, Panama, Paraguay, Poland, Portugal, Singapore, Slovakia, South Africa, Spain, St. Lucia, Sweden, Trinidad and Tobago, United Arab Emirates, United Kingdom, and Venezuela.

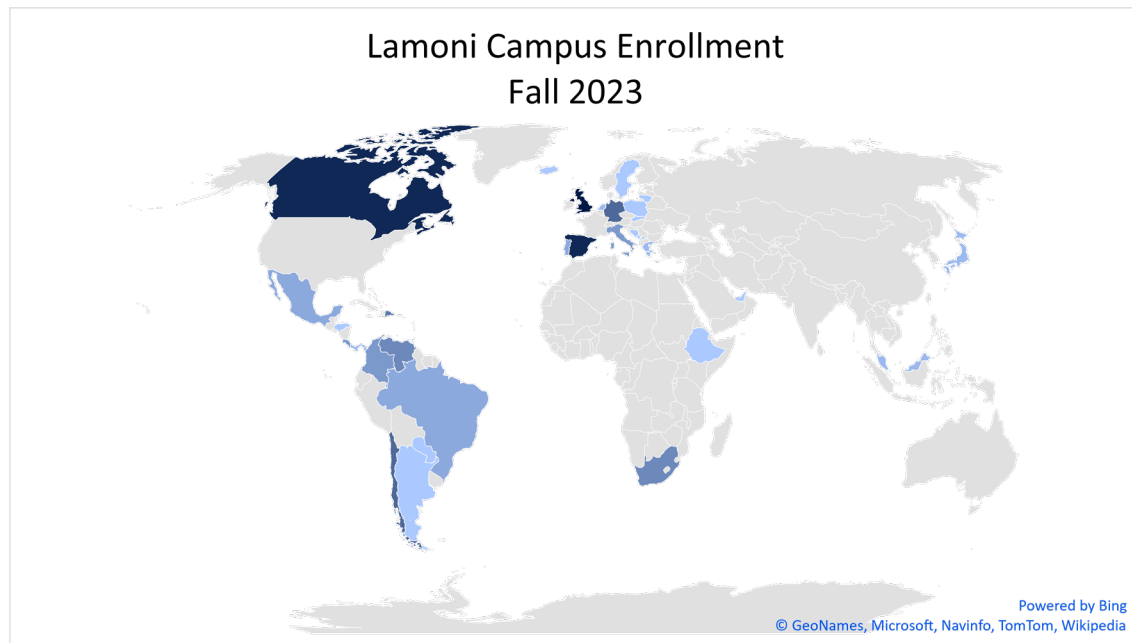
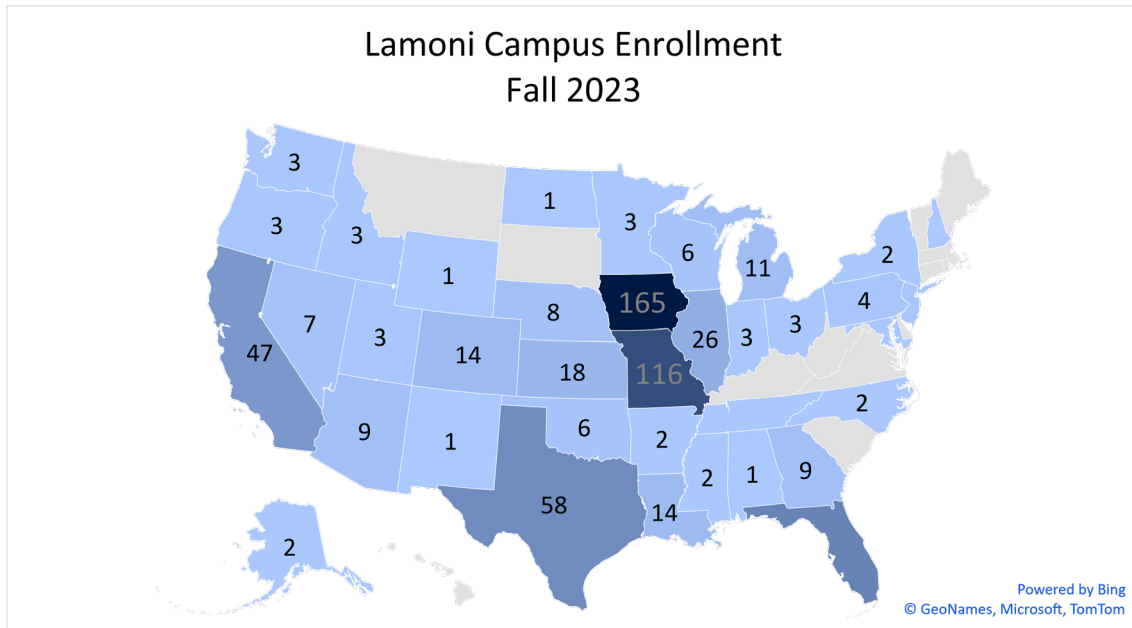
Graduate Students – All full- and part-time graduate students are from 36 states and 5 countries (includes online students).



Graduate student countries represented:
Canada, French Polynesia, Malawi, Spain, and Zambia.

Lamoni Campus Students

Lamoni full- and part-time students represent 38 states, the U.S. unincorporated territory of Puerto Rico, and 37 countries. The ACE and Study Abroad students are excluded.



Lamoni campus undergraduate student countries represented:

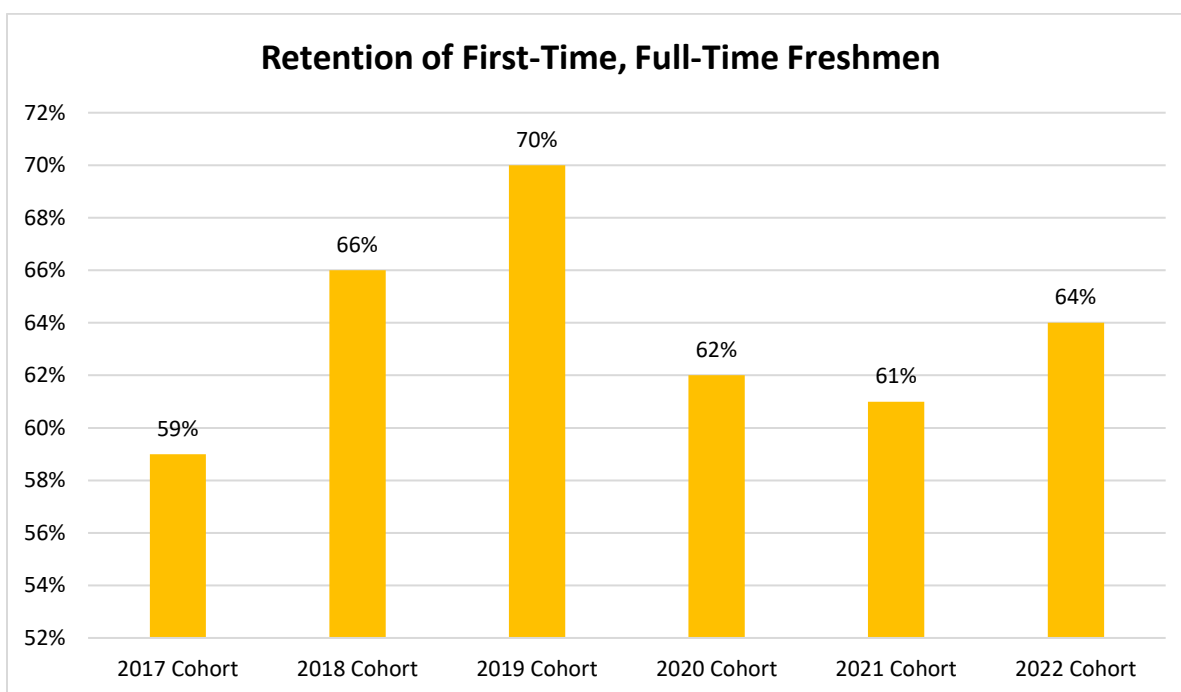
Antigua & Barbuda, Argentina, Bahamas, Bosnia & Herzegovina, Brazil, Canada, Chile, Colombia, Costa Rica, Dominican Republic, England, Ethiopia, Germany, Greece, Honduras, Iceland, Italy, Japan, Kosovo, Lithuania, Malaysia, Mexico, Montenegro, Netherlands, Panama, Paraguay, Poland, Portugal, Singapore, Slovakia, South Africa, Spain, Sweden, Trinidad and Tobago, United Arab Emirates, United Kingdom, and Venezuela.

Retention

The following charts show the retention rate of full-time, new from high school students from their first year at Graceland University to their second year. These numbers are for the **Lamoni campus only**.

The Integrated Postsecondary Education Data System ([IPEDS](#)) requires that retention rates be calculated as a percentage of the first-time, full-time students in a given cohort who return for a second consecutive year at the same institution. A cohort is defined as all members of an incoming class in a given academic year. The cohorts are defined as Fall to Fall.

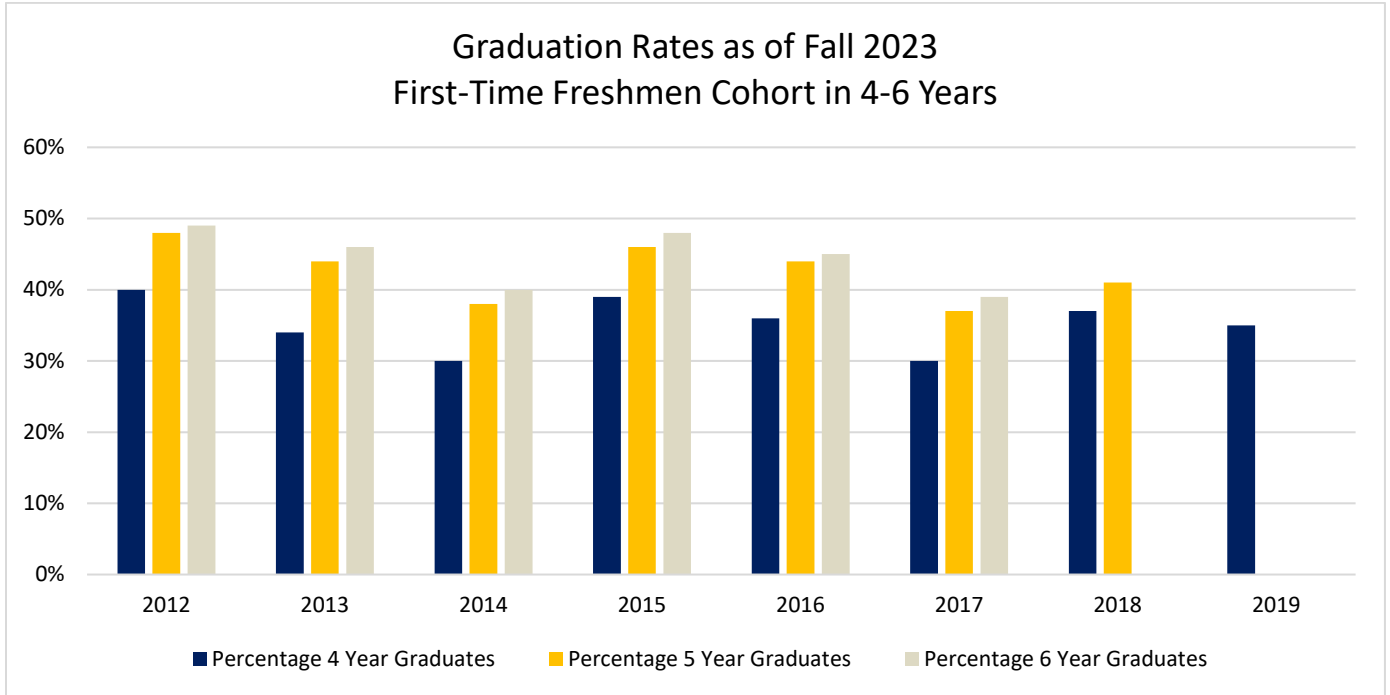
This report excludes students who are no longer enrolled for reasons identified by IPEDS as excused: death, military service, and church mission work.



Entering Cohort	Beginning Enrollment	Retention Rate First to Second Year
2017	254	59%
2018	267	66%
2019	193	70%
2020	211	62%
2021	248	61%
2022	204	64%
2023	240	TBD

Graduation Rates

These charts show the percentage of first-time, first-year cohorts and the percentage of those students who graduated within 4, 5, and 6 years of starting with Graceland. IPEDS collects status points of 4, 6, and 8 years after entry. These cohorts are full-time students on the Lamoni campus **only**.

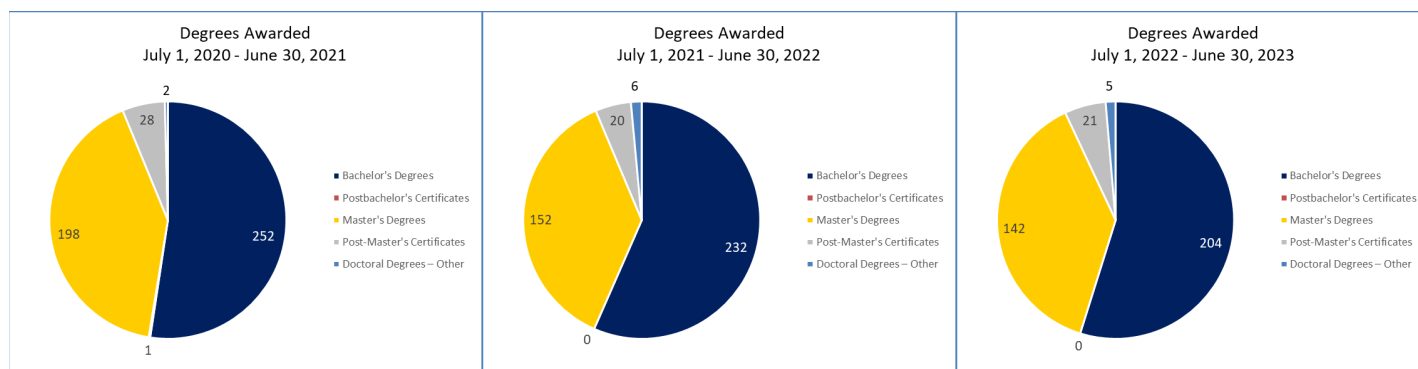


Entering Cohort	Beginning Enrollment	Graduated Within 4 Years	Graduated Within 5 Years	Graduated Within 6 Years
2012	231	40%	48%	49%
2013	326	34%	44%	46%
2014	282	30%	38%	40%
2015	289	39%	46%	48%
2016	256	36%	44%	45%
2017	255	30%	37%	39%
2018	267	37%	41%	
2019	193	35%		
2020	211			
2021	248			
2022	204			
2023	240			

Degrees Awarded

For over 125 years, Graceland has been a diverse learning community committed to preparing our students for meaningful and productive lives. We have and will continue to produce leaders who change the world. We believe the world needs more Graceland graduates – compassionate, critical-thinking, curious leaders who want to make a difference in their community. Reporting the number of degrees conferred in the year reflects how that goal comes to life.

The number of degrees and certificates awarded is prepared for the annual IPEDS Completions Survey. The reporting period for the survey is the 12-month time period beginning July 1 of the previous calendar year and ending June 30 of the current calendar year.



Degrees Awarded July 1 – June 30						
	2017-2018	2018-2019	2019-2020	2020-2021	2021-2022	2022-2023
Bachelor's Degrees	390	331	294	252	232	204
Postbachelor's Certificates	0	0	0	1	0	0
Master's Degrees	235	283	228	198	152	142
Post-Master's Certificates	28	19	25	28	20	21
Doctoral Degrees – Other	2	12	6	2	6	5
Totals	655	645	553	481	410	372

ACE and Seminary CEU students are excluded.

Faculty

Student to Faculty Ratios

The Student to Faculty Ratios account for all full-time and part-time instructors who taught an undergraduate class in the Fall 2023 semester. This includes ACE faculty and students. The faculty and students Continuing Education Units (CEUs) offered through the Community of Christ Seminary are excluded.

The ratios are calculated based on IPEDS formula requirements using the full-time equivalent (FTE) of students to the FTE of instructional staff (i.e. students divided by staff). Each FTE value is equal to the number of full-time students/faculty plus 1/3 the number of part-time students/faculty.

Student to Faculty Ratio Trends			
Year	All Undergraduate Programs	Lamoni Campus Only	Independence and Online Undergraduate
2018-19	14:1	14:1	7:1
2019-20	12:1	13:1	9:1
2020-21	14:1	15:1	9:1
2021-22	13:1	15:1	9:1
2022-23	13:1	15:1	7:1*^
2023-24	14:1	16:1	8:1*^

*Includes Trenton ^Excludes DPT

Faculty/Teaching Staff

Full-time instructional faculty: This report uses the American Association of University Professors (AAUP) definition of full-time instructional faculty and is defined as those members of the university staff whose major regular assignment is instruction, including those with released time for research. The information in the tables below represent all Fall 2023 undergraduate and graduate full-time faculty who fall under the university's Faculty Personnel Policy (FPP). Terminal degrees include all doctorates, MBA, MFA, MSW, and MLS.

Full-Time Faculty Tenure Trends										
Year	Full-Time Faculty	Tenured			Tenure Track			Non-Tenure Track		
		Male	Female	Total	Male	Female	Total	Male	Female	Total
2018-19	79	17	16	33	16	20	36	3	7	10
2019-20	74	20	15	35	13	17	30	2	7	9
2020-21	61	16	13	29	7	14	21	1	10	11
2021-22	64	12	11	23	9	15	24	5	12	17
2022-23	63^	11	10	21	11	11	22	6	14	20
2023-24	59^	10	9	19	13	11	24	3	11	14

^The 13 Faculty hired for the Doctorate of Physical Therapy program will be included in this total once the program begins, which is scheduled for January 1, 2024.

Degree	Male	Female
Total number with doctorate or other terminal degree	20	16
Total number whose highest degree is a master's but not a terminal master's	1	3
Total number whose highest degree is a bachelor's	5	12
Total	26	31

Student Outcomes

School of Nursing

The National Council Licensure Exam (NCLEX) is an examination for the licensing of BSN graduates to become Registered Nurses (RN) in the United States. The purpose of the standardized NCLEX exam is to determine if it's safe for the student to begin practice as an entry-level nurse.

The American Nurses Credentialing Center (ANCC) Nurse Practitioner certification exam enables nurses to demonstrate their specialty expertise and validate their knowledge to become an entry-level nurse practitioner.

The American Association of Nurse Practitioners (AANP) certification exam is for nurses who wish to become an entry-level Nurse Practitioner in a specialty area. This exam is competency-based and tests clinical knowledge.

Graceland students in the Master of Science in Nursing (MSN), Family Nurse Practitioner (FNP), Adult Gerontology Acute Care Nurse Practitioner (AGACNP) students, and the Psychiatric Mental Health Nurse Practitioner (PMHNP) December graduates can take either the ANCC or the AANP exam. The following chart represents the passage and certification rates for Graceland Nursing program graduates.

	BSN- RN	MSN- Family Nurse Practitioner		MSN- Adult Gerontology Acute Care Nurse Practitioner		MSN- Psychiatric Mental Health Nurse Practitioner	
	Program	Program	Certificate	Program	Certificate	Program	Certificate
Calendar Year	NCLEX Pass Rate	Pass Rate	Pass Rate	ANCC Pass Rate	ANCC Pass Rate	ANCC Pass Rate	ANCC Pass Rate
2018	76%	ANCC 92% AANP 81%	ANCC NA AANP 77%	-	-	-	-
2019	90%	ANCC 82% AANP 91%	ANCC NA AANP 85%	-	-	-	-
2020	95%	ANCC 86% AANP 91%	ANCC 50% AANP 73%	100%	100%	-	-
2021	94%	ANCC 87% AANP 80%	ANCC 100% AANP 71%	91%	NA	-	-
2022	83%	ANCC 92% AANP 83%	ANCC 57% AANP 100%	100%	NA	100%	100%
2023	78%	Not yet available					
Certification Pass Rates are not mandatory for the Nurse Educator Certificate. Source: School of Nursing							

Student Engagement and Participation

All of Graceland’s Lamoni undergraduate student athletes sign a character pledge and participate in a program that is designed to help participants balance moral and social responsibility by keeping the core values of integrity, respect, responsibility, sportsmanship, and servant leadership at the heart of the athletic experience.

Graceland has received the following **NAIA Champions of Character Five-Star** distinctions:

- 2016 – 2019 [Gold Institution](#)
- 2020 – 2021 [Bronze Institution](#)
- 2021 – 2022 [Gold Institution](#)
- 2022 – 2023 [Silver Institution](#)

Athletic Participation Trends						
	2018-19	2019-20	2020-21 [^]	2021-22	2022-23	Fall 2023*
Student Athletes, <u>excluding</u> Coaches and Managers	549	456	468	541	529	599
Percent of Student Athletes (excluding Coaches and Managers)	62%	59%	63%	72%	74%	78%
All Student Athletes, <u>including</u> Coaches and Managers	581	505	509	569	541	616
Percent of Student Athletes (including Coaches and Managers)	66%	65%	68%	76%	75%	80%
<p>A student athlete is any student who has had eligibility checked for a sport for a given year, excluding student coaches and managers. Students are counted only once regardless of how many sports they participate in. Includes Varsity, Junior Varsity, full- and part-time students.</p> <p>Esports and graduate Lamoni campus student athletes are excluded.</p> <p>*The number of current-year athletes may change as the year develops.</p> <p>[^]A partial year is shown for 2020-21 due to the pandemic.</p>						

Graceland competes in the NAIA’s Heart of America Athletic Conference. For the 2023-24 academic year, the university fields 23 Varsity Sports with eight of those sports boasting 10 Junior Varsity Programs within. The latest addition is women’s Flag Football, beginning Spring of 2024.

Graceland University Athletics: <https://www.gujackets.com/>

Intramural Sports

For the 2022-23 academic year, over 300 undergraduate students on the Lamoni campus regularly participated in Intramural (IM) activities.

Students enjoyed the annual Welcome Week Messy Games and other events, such as kickball and capture the flag. For Homecoming Week, IMs cooperated with other Graceland Student Government organizations to put on dodgeball and other activities.

The more popular events were soccer with sibling house pairings, basketball with houses (three leagues and championships for each), and regular game nights. IMs partnered with COSA for the annual miniature golf event that was constructed by students in the Newcom Student Union.

IMs continue to grow and gain a diverse participating student body. There have been partnerships with many organizations, such as the International Club, which has helped create a welcoming environment for students no matter their background.

Student Employment

Student employment offers learning experiences outside the classroom. It is designed to develop skills and exposure to a work environment before students enter the workforce full-time.

Graceland values this experience for both students and employees providing most of the funding for the program. Additional resources coming from the Federal Work-Study Program, which is a need-based program for those who qualify through FAFSA (Free Application for Federal Student Aid). All student employment earnings are considered self-help financial aid.

Learn more: <https://www.graceland.edu/admissions-aid/tuition-financial-aid/scholarships-financial-aid/student-employment/>

Total Students Employed by Campus						
Academic Year	2017-18	2018-19	2019-20	2020-21	2021-22	2022-23
Lamoni	618	522	327	333	423	388
Independence	10	10	7	4	1	2
Includes students employed through Federal Work-Study and Graceland Aid						

Students Employed on Federal Work-Study						
Academic Year	2017-18	2018-19	2019-20	2020-21	2021-22	2022-23
Lamoni	273	193	250	170	177	173
Independence	4	4	3	1	0	0
The count of students employed through federal work-study are included in the total employed by campus. Source: Human Resources						

Clubs and Organizations

Lamoni Campus

- Clubs and organizations: 43 (link: <https://www.graceland.edu/student-life/get-involved/clubs-organizations-student-involvement/>)
- Houses: 16 (learn more here: <http://www.graceland.edu/campus-life/house-social-system>)
- Enactus: 62 unique participants engaged in any entrepreneurial business activities January - December 2022
- Leadership positions: 194
 - Efforts have been made to help demographic of student leadership mirror more closely the demographic of the student body. Currently 18% of Graceland Student Government Officers and House Presidents are students of color.

Title of Position	Number of Positions
House Presidents	16
Residence Life Assistants	8
Graceland Student Government Officers	8
House Council	96
Graceland Student Government Boards & Councils	23
Clubs & Organizations	43
Source: Student Life	

Independence Campus, Trenton, and Online – Student Involvements

School of Education

- Graceland Student Education Association (GSEA) – Provides several leadership opportunities and participates significantly in service projects for the Independence, MO area. The Independence campus guides Trenton, Missouri, GSEA as this completion program begins a new chapter.

School of Nursing

- Sigma Theta Tau International Honor Society of Nursing Pi Eta Chapter – top students in all programs are invited to join.
- McKevit Manor– a 16-member undergraduate student government.
- Clubs and organizations- National Student Nurses’ Association (NSNA) and Missouri Nursing Students’ Association (MONSA), where undergraduate face-to-face students get the opportunity to attend conferences.
- Students complete community service during the Community Health Care course every spring.
- Opportunity to work in immunization clinics (flu, covid, etc.) throughout the program.
- Food drive every fall that involves students and faculty, hosted by Sigma Theta Tau.
- Select students participate in a partnership with Summit Tech, teaching skills to high school vocational students preparing for healthcare careers.
- Select students participate in Wound Care evaluations at North Kansas City Hospital.
- Opportunity to travel to Guatemala to provide healthcare and resources to underserved populations.
- Students run a mentor-mentee program.

Housing Information

Occupancy on Lamoni Campus

	Graybill	Gunsolley	Tess Morgan	Walker	Small & Thomas Apts.	College Houses	TOTAL Housing Capacity	Off Campus*
Fall 2018								
Maximum	217	146	239	93	102	13	810	-
Actual*	168	109	187	71	98	12	645	222
Occupancy	77%	75%	78%	76%	96%	92%	80%	26%*
Fall 2019								
Maximum	208	135	208	83	96	6	736	-
Actual*	147	89	178	73	95	6	588	164
Occupancy	71%	66%	86%	88%	99%	100%	80%	22%*
Fall 2020								
Maximum	209	135	217	84	96	6	747	-
Actual*	157	109	175	63	94	6	604	135
Occupancy	75%	81%	81%	75%	98%	100%	81%	18%*
Fall 2021								
Maximum	202	135	219	84	97	n/a	737	-
Actual*	183	122	144	61	97	n/a	607	137
Occupancy	91%	90%	66%	73%	100%	n/a	82%	18%*
Fall 2022								
Maximum	207	135	219	88	96	n/a	745	-
Actual*	199	132	123	45	92	n/a	591	121
Occupancy	96%	98%	56%	51%	96%	n/a	79%	19%*
Fall 2023								
Maximum	207	135	242^	88	96	n/a	768^	-
Actual*	200	121	146	67	94	n/a	628	123
Occupancy	97%	90%	60%	76%	98%	n/a	82%	16%*
<p>* The percentage of off-campus students shows the percentage of the full-time Lamoni campus students who had permission to live off campus.</p> <p>^ Housing capacity is reviewed and adjusted periodically to accommodate the number of single versus double occupancy needs or demographic changes in the student body.</p> <p>ACE and Study Abroad students are excluded.</p> <p>Source: Residence Life</p>								

Institutional Advancement

Our donors allow us to continue our mission to help students lead meaningful and productive lives. From attendance at our giving events to donations to our Alumni Endowed Scholarship Fund, we're able to turn the generosity of our alumni into opportunities for our students today, so they can do more with their tomorrow.

The leading source for best practices in educational advancement is the Council for Advancement and Support of Education (CASE). CASE standards were designed to help schools, colleges, and universities benchmark the goals and progress of their programs against other institutions as well as provide a common set of definitions and procedures for reporting results of fundraising and engagement activities. In 2021, CASE produced a new 1st edition manual, the *CASE Global Reporting Standards*. The 2021 edition represents a two-year body of work to update the last published version of a 2009 reporting tool. Graceland adheres to CASE guidelines on gift acceptance policies, campaign counting, and reporting standards as we record cash and pledges for fundraising progress to goals in the campaign and for normal fundraising operations.



Total committed revenue (cash and new pledges) from alumni and friends.
Source: Development Office

2022-23 Alumni	
Undergraduate Alumni	Total Alumni
16,006	22,036
An alumnus is anyone who received a degree. Source: Development Office	

Tuition and Financial Aid Information

Tuition History

Lamoni Campus Undergraduate Tuition							
	2018-19	2019-20	2020-21	2021-22	2022-23	2023-24	2024-25*
Tuition	\$28,600	\$29,750	\$30,650	\$31,250	\$31,250	\$32,500	\$19,950
Housing (Room)	\$3,370	\$3,490	\$3,630	\$3,770	\$3,900	\$4,090	\$4,300
Food (Board)	\$5,390	\$5,610	\$5,810	\$6,040	\$6,200	\$6,450	\$6,700
Activity Fee	\$370	\$370	\$370	\$370	\$370	\$370	\$1,000
Technology Fee	\$270	\$300	\$300	\$300	\$350	\$350	
Total	\$38,000	\$39,520	\$40,760	\$41,730	\$42,070	\$43,760	\$31,950

*Transforming Tuition – learn more: <https://www.graceland.edu/tuition-transformation/>
 Source: Student Financial Services Webpage

Loan Debt of Undergraduates

	2018-19	2019-20	2020-21	2021-2022	2022-23
Graduates Who Entered as First-Time, First-Year	146	117	110	116	83
Graduates Who Took Out Loans	120	107	86	95	68
Total of Loans	\$3,774,891	\$3,027,749	\$2,714,032	\$2,816,272	\$2,210,246
Median Indebtedness	\$27,000	\$26,000	\$27,000	\$27,000	\$27,000
Mean Indebtedness	\$31,457	\$28,297	\$31,559	\$29,645	\$32,504
Number with Federal Loans	119	89	86	93	67
Mean Federal Indebtedness	\$27,955	\$27,854	\$27,229	\$26,506	\$26,233

Source: Student Financial Services

Loan Default Rate of All Graceland Students (Undergraduate and Graduate)

	2015	2016	2017	2018	2019	2020
Direct Student Loans	9.6%	9.8%	8.0%	6.7%	1.5%	0.0%*

The loan default rate is released three years behind the current year.
 *Student loan payments were paused from March 13, 2020 to October 2023.
 Source: Student Financial Services, National Student Loan Data System

Lamoni campus tuition and costs: <https://www.graceland.edu/admissions-aid/tuition-financial-aid/tuition-and-fees/>

- 99% of undergraduate residential students received aid of any type from any source.

Independence, Trenton, and online undergraduate tuition and costs: <https://www.graceland.edu/admissions-aid/tuition-financial-aid/tuition-and-fees/>

- 93% of full-time undergraduate students received aid of any type from any source.
- 78% of full-time graduate students receive aid of any type from any source.

Community of Christ Seminary

The Center for Innovation in Ministry & Mission (CIMM) is focused on creating **non-academic credit** opportunities for adult theological education, ministerial training, and leadership development. As of Fall 2022, the CIMM offers **non-academic credit** bearing Continuing Education Units (CEUs) that focus on priesthood development, leadership development, and theological education. The CEUs **do not** lead to a degree.

The Seminary is a collaborative partnership between Graceland University and Community of Christ.

Seminary Continuing Education Units 2022-23 Academic Year (Non-academic credit)		
	Registered	Completed
Child and Youth Worker Core Training	26	26
Discerning Leadership and Facilitation	20	20
Discernment as Process: Preparing the Community and Entering the Process	20	20
Introduction to Christian Theology	21	20
Introduction to Pastor Ministry	21	20
Introduction to Priesthood Ministries	50	49
Introduction to Scripture	29	29
Ministry of the Deacon	5	4
Ministry of the Disciple	7	6
Ministry of the Elder	14	14
Ministry of the Priest	16	16
Ministry of the Seventy	3	3
Ministry of the Teacher	3	2
Peace and Justice	17	17
Totals*	252	246
*Duplicated count; data not locked at census date. Source: Institutional Research and Seminary		

Seminary Certificates Options (Non-academic credit)
Christian Ministries Certificate
Discernment Facilitator Training Certificate
Ministry and Priesthood Certificate
Spiritual Formation and Companionship Program Certificate

For the full CEU list and to learn more: <https://www.graceland.edu/academics/colleges-schools/community-of-christ-seminary/center-for-innovation-in-ministry-and-mission/>

Glossary

Race/Ethnicity Categories (definitions from IPEDS)

U.S. Nonresident: A person who is not a citizen or national of the United States and who is in this country on a visa or temporary basis and does not have the right to remain indefinitely. (**Note:** A person identifying as a non-resident may not be counted in the other categories below. These categories are reserved for U.S. citizens or legal residents alone.)

Hispanic or Latino: A person of Cuban, Mexican, Puerto Rican, South or Central American, or other Spanish culture or origin, regardless of race. (**Note:** Under IPEDS and CDS guidelines, if a person identifies as Hispanic, then that person must be identified as Hispanic, regardless of other racial or ethnic identification).

American Indian or Alaska Native: A person having origins in any of the original peoples of North and South America (including Central America) who maintains cultural identification through tribal affiliation or community attachment.

Asian: A person having origins in any of the original peoples of the Far East, Southeast Asia, or the Indian Subcontinent, including, for example, Cambodia, China, India, Japan, Korea, Malaysia, Pakistan, the Philippine Islands, Thailand, and Vietnam.

Black or African American: A person having origins in any of the black racial groups of Africa.

Native Hawaiian or Other Pacific Islander: A person having origins in any of the original peoples of Hawaii, Guam, Samoa, or other Pacific Islands.

White: A person having origins in any of the original peoples of Europe, the Middle East, or North Africa.

Race/ethnicity unknown: The category used to report students or employees whose race and ethnicity are not known.

Student Categories (definitions from IPEDS)

Adjusted cohort (IPEDS) The result of removing any allowable exclusions from a cohort (or subcohort). For the Fall Enrollment component, it is the cohort for calculating retention rate; for the Graduation Rates component, this is the cohort from which graduation and transfer-out rates are calculated; and for the Outcome Measures component, these are the four cohorts (first-time, full-time; first-time, part-time; non-first-time, full-time; or non-first-time, part-time) for which outcomes rates are calculated at 4, 6, and 8 years.

Exclusions: Those students who may be removed (deleted) from a cohort (or subcohort). For the Graduation Rates, Outcome Measures, and Fall Enrollment retention rate reporting, students may be removed from a cohort if they left the institution for one of the following reasons: death or total and permanent disability; service in the armed forces (including those called to active duty); service with a foreign aid service of the federal government, such as the Peace Corps; or service on official church missions.

Applicant (IPEDS) An individual who has fulfilled the institution's requirements to be considered for admission (including payment or waiving of the application fee, if any) and who has been notified of one of the following actions: admission, nonadmission, placement on waiting list, or application withdrawn by applicant or institution.

Calculation of FTE students (using fall student headcounts): The number of FTE students is calculated based on fall student headcounts as reported by the institution on the IPEDS Enrollment (EF) component (Part A). The full-time equivalent (headcount) of the institution's part-time enrollment is estimated by multiplying the factors noted below times the part-time headcount. These are then added to the full-time enrollment headcounts to obtain an FTE for all students enrolled in the fall. This formula is used to produce an FTE that is used annually in the Digest of Education Statistics.

- Part-time **undergraduate** enrollment
 - Public 4-year (.403543)
 - Private (not-for-profit and for-profit) 4-year (.392857)
 - Public 2-year and <2-year (.335737)
 - All other institutions (.397058)
- Part-time **graduate** enrollment
 - Public 4-year (.361702)
 - Private (not-for-profit and for-profit) 4-year (.382059)

Degree/certificate seeking students: (IPEDS) Students enrolled in courses for credit who are seeking a degree, certificate, or other recognized postsecondary credential. This includes students who:

- received any type of federal financial aid, regardless of what courses they took at any time;
- received any state or locally based financial aid with an eligibility requirement that the student be enrolled in a degree, certificate, or transfer-seeking program; or
- obtained a student visa to study at a U.S. postsecondary institution

High school students also enrolled in postsecondary courses for credit are not considered degree/certificate-seeking.

Accelerated College Education (ACE)/ High School Dual Enrollment: (GU) Dual enrollment programs allow high school students to enroll in college courses. Opportunities are available for high school 11th- and 12th-grade students (and 9th- and 10th-grade talented and gifted students).

Dual Enrollment: (IPEDS) Refers to students who enroll in college courses offered by an institution of higher education while enrolled in high school or seeking a recognized equivalent. Student performance is recorded on a college transcript and postsecondary credit is awarded for a passing grade in the course.

- Includes: All postsecondary courses, independent of course delivery mode, course location, course instructor, whether secondary credit is also offered, and whether the student enrolls through a formal state/local program or enrolls outside a formal state/local program.
- Excludes: Credit-by-exam models such as Advanced Placement and International Baccalaureate in which the student is not enrolled in a postsecondary institution.

First-time student (undergraduate): (IPEDS) A student who has no prior postsecondary experience (except as noted below) attending any institution for the first time at the undergraduate level. This includes students enrolled in academic or occupational programs. It also includes students enrolled in the fall term who attended college for the first time in the prior summer session, and students who entered with advanced standing (college credits or recognized postsecondary credential earned before graduation from high school).

First-time, first-year (freshmen) student: (CDS) A student attending any institution for the first time at the undergraduate level. Includes students enrolled in the fall term who attended college for the first time in the prior summer term. Also includes students who entered with advanced standing (college credits earned before graduation from high school). *Graceland's Code is "FF" for these students.*

First-year student: (CDS) A student who has completed less than the equivalent of 1 full year of undergraduate work; that is, less than 30 semester hours (in a 120-hour degree program) or less than 900 contact hours.

Freshman: (IPEDS) A first-year undergraduate student.

Full-time student (undergraduate): (IPEDS) Undergraduate: A student enrolled for 12 or more semester credits, or 12 or more quarter credits, or 24 or more clock hours a week each term. Graduate: A student enrolled for 9 or more semester credits, or 9 or more quarter credits, or a student involved in thesis or dissertation preparation that is considered full-time by the institution. Doctor's degree - Professional practice - full-time as defined by the institution.

Initial cohort: (IPEDS) A specific group of individuals established for tracking purposes. For the Graduation Rates (GR) and Outcome Measures (OM) components of IPEDS, the initial cohort is defined as the enrollment count before removing revisions and exclusions of all degree/certificate-seeking students who enter in either (1) the fall term of a given academic year, or (2) between September 1st and August 31st of the following year. For the GR component of IPEDS, the initial cohort is only for full-time, first-time students. For OM, all undergraduates are placed in one of four initial cohorts: full-time, first-time; part-time, first-time; full-time, non-first-time; and part-time, non-first time.

Part-time student: (IPEDS) Undergraduate: A student enrolled for either less than 12 semester or quarter credits, or less than 24 clock hours a week each term. **Graduate:** A student enrolled for less than 9 semester or quarter credits.

Faculty Categories (IPEDS)

Adjunct instructional staff: Non-tenure track instructional staff serving in a temporary or auxiliary capacity to teach specific courses on a course-by-course basis. Includes both instructional staff who are hired to teach an academic degree-credit course and those hired to teach a remedial, developmental, or ESL course; whether the latter three categories earn college credit is immaterial. Excludes regular part-time instructional staff (who, unlike adjuncts are not paid on a course-by-course basis), graduate assistants, full-time professional staff of the institution who may teach individual courses (such as a dean or academic advisor), and appointees who teach noncredit courses exclusively.

Student-to-faculty ratio (IPEDS) The ratio of Full-Time Equivalent (FTE) students to FTE instructional staff, i.e., students divided by staff.

- Students enrolled in "stand-alone" graduate or professional programs and instructional staff teaching in these programs are excluded from both full-time and part-time counts.
- "Stand-alone" graduate or professional programs are those programs such as medicine, law, veterinary, dentistry, social work, or public health, in which faculty teach virtually only graduate-level students (also referred to as "independent" programs).

Each FTE value is equal to the number of full-time students/staff plus 1/3 the number of part-time students/staff.

Contact Information

Graceland University

Lamoni Campus | 1 University Place, Lamoni, IA 50140 | 866.Graceland

Independence Campus | 1401 W. Truman Road | Independence, MO 64050-3434 | 816.833.0524

Online Programs | admissions@graceland.edu | 800.833.0524

www.graceland.edu

Published by: Institutional Research

InstitutionalResearch@graceland.edu

https://my.graceland.edu/ICS/Resources/Institutional_Research/

Thank you to the following departments for contributing information: Academic Affairs, Athletics, Human Resources, Information Technology Services, Institutional Advancement, Institutional Effectiveness, Intramurals Faculty Sponsor, Marketing, Registrar, Residence Life, School of Education, School of Nursing, Seminary/Center for Innovation in Ministry & Mission, Student Activities, Student Financial Services, and Student Life.



Graceland
UNIVERSITY | 1895